








Copyright © 2015 by Slot Car Corner Canada - All Rights Reserved

Slot Car Corner - Adhesives Chart - CA (cyanoacrylate)					
	IC-2000	ULTRA-CURE	INSTA-CURE+	INSTA-CURE	MAXI-CURE
					
Tip	All CA adhesives will have a longer useful life if they're refrigerated when not in use.				
Cure Time	10-15 seconds (urethane) 15-20 seconds (silicone)	10-15 seconds (urethane) 15-20 seconds (silicone)	5-15 seconds	3 seconds	10-25 seconds
Size	1/2 oz.	3/4 oz.	1/2 oz.	1/2 oz.	1/2 oz.
Color	Dark	Clear	Clear	Clear	Clear
Viscosity	Medium	Medium	Medium	Thin	Thick
Flexibility	High	High	Medium	Low	Low
Main Application	Gluing tires to wheels	Gluing tires to wheels	Gluing loose fitting joints and bridging gaps	Securing bronze bushings to chassis	Securing front axle blocks to chassis
Notes	When cured, is pliable enough to be carved with a hobby knife. Once a tire is glued to a wheel with IC2000, the bond is permanent.	When cured, is pliable enough to be carved with a hobby knife. Once a tire is glued to a wheel with ULTRA-CURE the bond is permanent.	Best choice to glue bushings to a plastic chassis when the bushing does not fit snugly into the carrier.	Wicks deep into joints by capillary action and cures in a matter of a few seconds. When CA's cure, they give off a vapor that can irritate the nose and eyes.	Can be carved with a knife or razor blade and sanded and feathered to form a finish indistinguishable from plastic. Avoid contact with clear plastic such as windshields.